

DoLS Statistics Slides– 2015–2016

© Edge Training & Consultancy Ltd

These slides are used by Edge Training & Consultancy for the purpose of delivering training on the BIA Legal Update/Refresher courses. We hope you find this presentation useful. If you wish to book your annual refresher with us, please see the contact details below:

Contact:

admin@edgetraining.org.uk (in house courses)

assistant@edgetraining.org.uk (single places for BIAs)

Slides Created by Steven Richards

Director, Edge Training & Consultancy & co-author of the *The Deprivation of Liberty Safeguards Handbook*.



Mental Capacity Act (2005) Deprivation of Liberty Safeguards: England 2015-16, Official Statistics

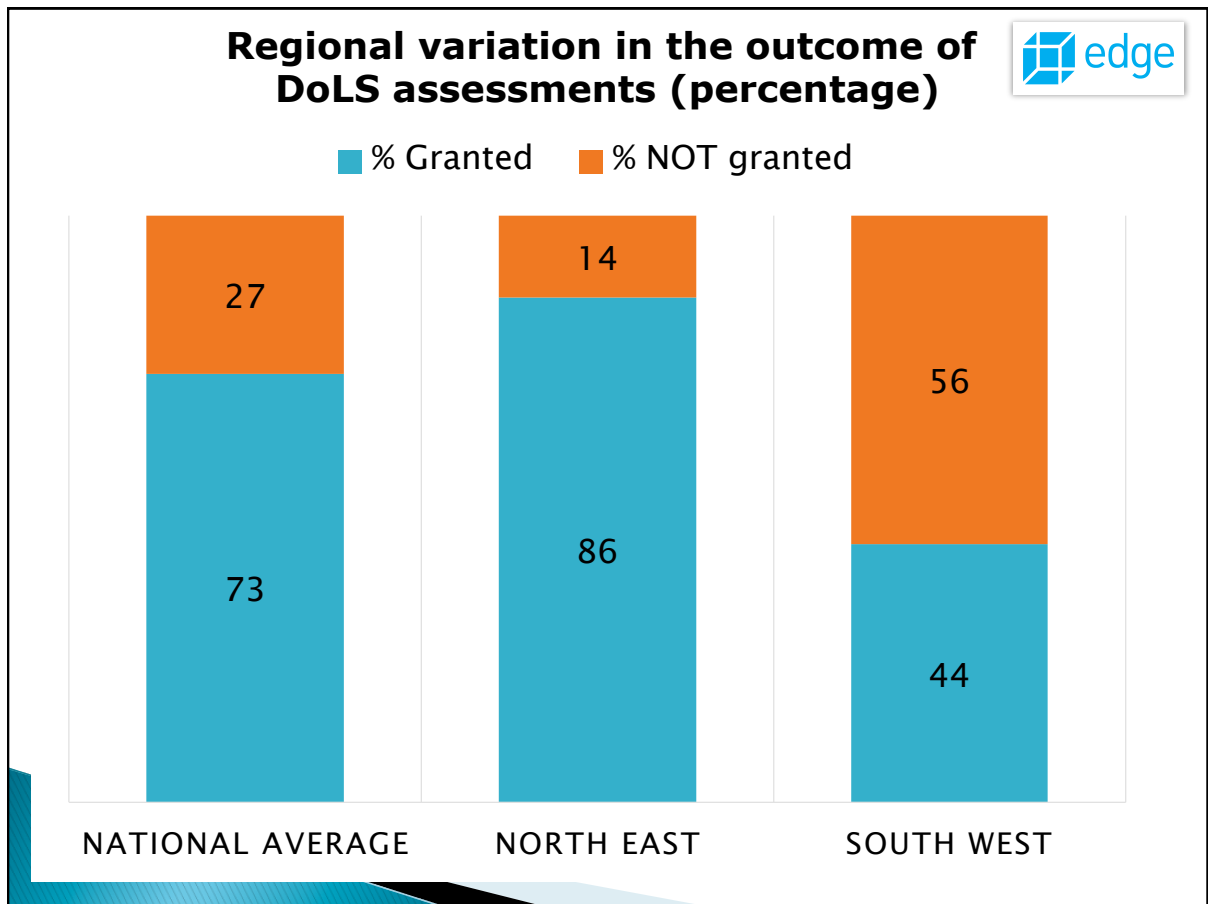
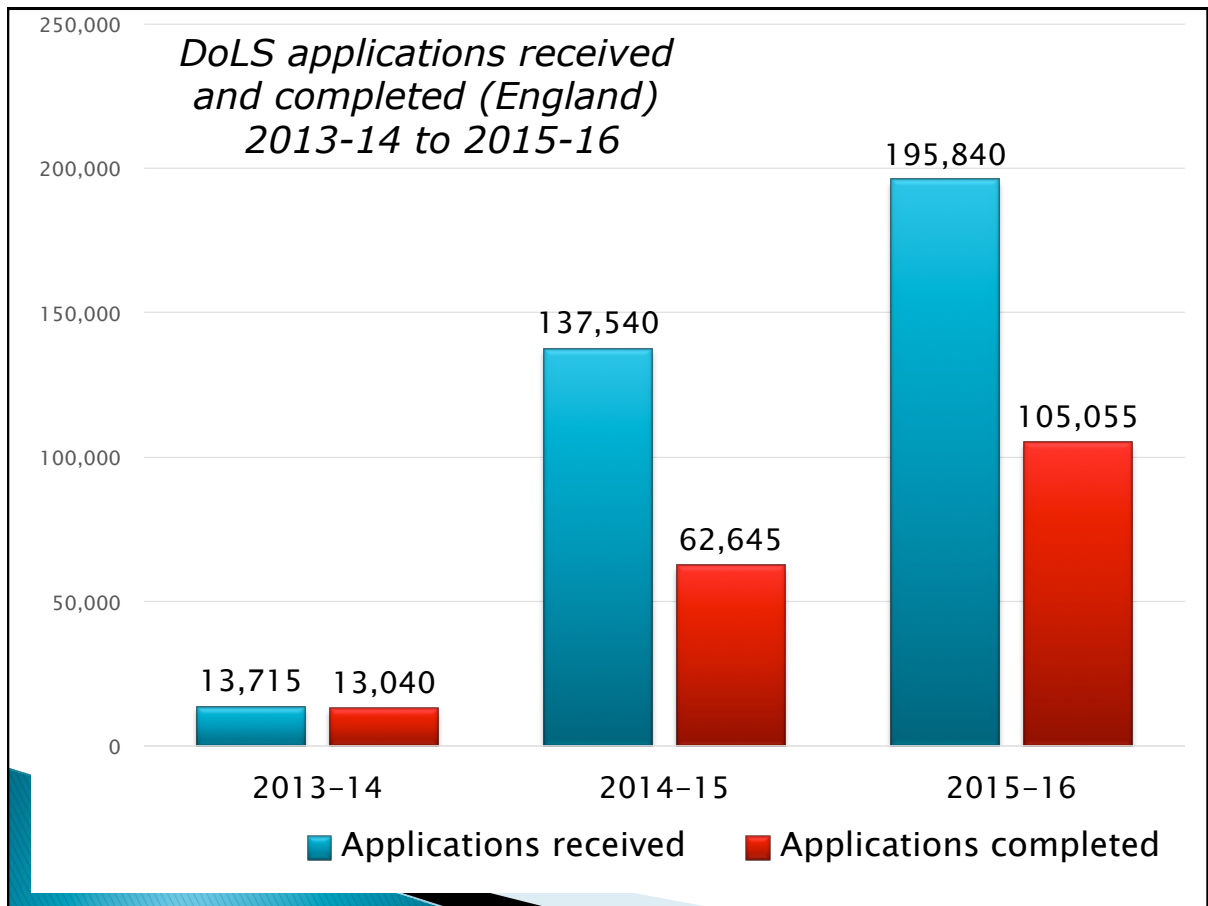


Mental Capacity Act (2005) Deprivation of Liberty Safeguards (England)

England 2015-16 National Statistics

Published 28 September 2016

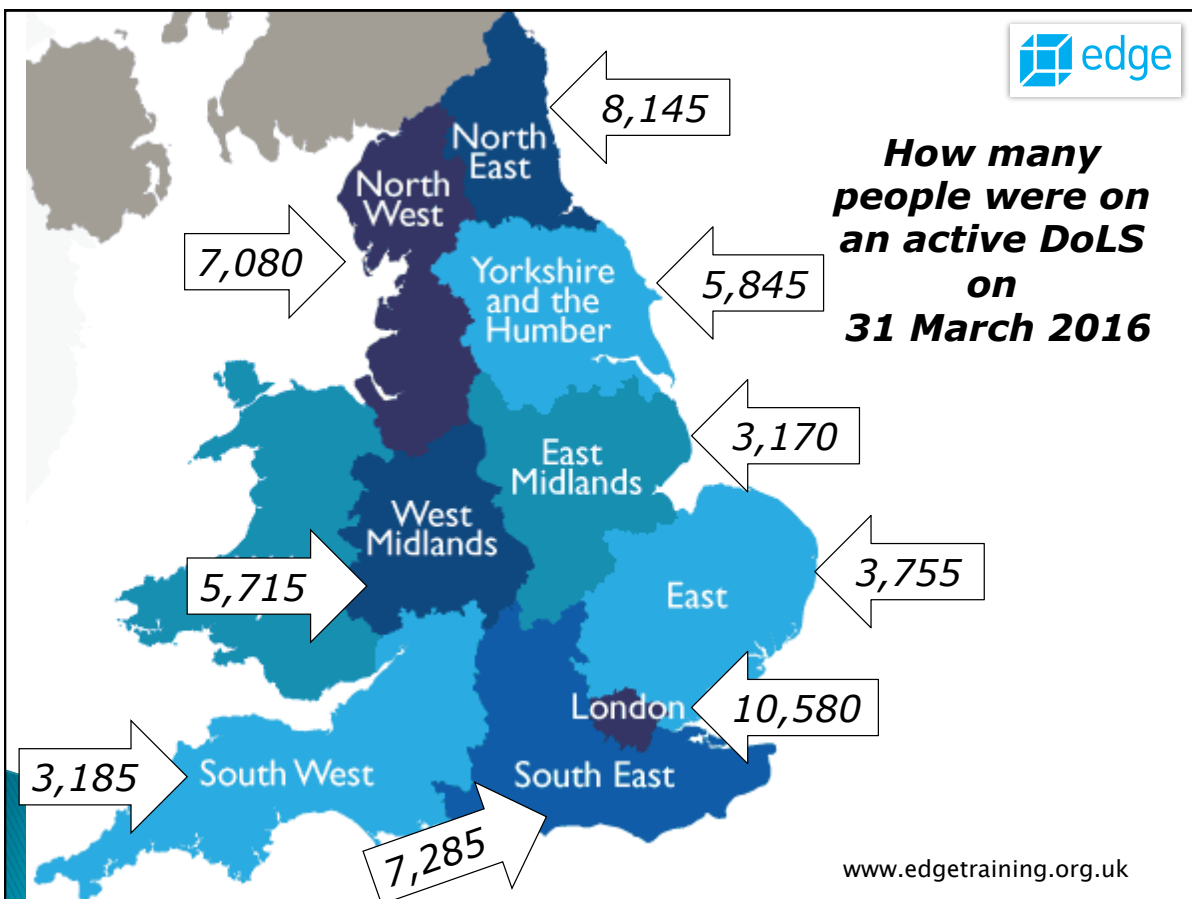
- **195,840** DoLS applications received by councils in England for the year ending March 2016. Over 84,000 applications were waiting to be assessed/ completed at the end of March 2016.
- On average **16,320** applications were received each month
- 51% of applications took more than six months to be assessed and completed (signed off).
- The majority of standard authorisations are still for **less than three months** (60%).
- Duration of more than six months shows regional variation: East Midlands = 26% v North East = 10% (of authorisations)





On 31 March 2016 there were **54,765 people** under an active DoLS. This is a significant increase from the 36,215 people under DoLS on 31 March the year before.

- Gender** = 62% female
- Age** = 82% aged 65 or over
17% aged 18-64
- Ethnicity** = 90% white
- Main Disorders** = 51% dementia
11% learning disability
9% MH needs (other)



How many people were on an active DoLS on 31 March 2016